









ITEM 10 - Sustainable Communities

September dashboard 2014

PI code and description	Sep-14					YTD result	Annual YTD Target	Current YTD status
	Value	Target	Status	Long Trend	Short Trend			
CRP 045 / SP 118 Income (Development and Building Control)	171,898	146,666				901,166	963,330	
CRP 046 / SP 023 Maintain level of Capital receipts to support the financial strategy (excluding Merton Priory Homes)	Quarter 2 performance					£0.4m	£1.5m	
CRP 050 Volume of planning applications	214	161				1,236	966	
CRP 051 / SP 114 % Major applications processed within 13 weeks	100%	62%				53.85%	62%	
CRP 052 / SP 115 % of minor planning applications determined within 8 weeks	53.85%	65%				61.01%	65%	
CRP 053 / SP 116 % of 'other' planning applications determined within 8 weeks (Development Control)	80.21%	82%				85.01%	82%	
SP 015 Income generated - Merton Active Plus activity	£928	£2,120				£34,223	£34,080	
SP 024 % Vacancy rate of property owned by the council	Quarter 2 performance					0.80%	4%	
SP 025 % Debt owed to LBM by tenants inc businesses	Quarter 2 performance					8.10%	9%	
SP 028 Total LBM cemeteries income	£22,044	£30,000				£219,751	£173,000	
SP 029 Total outdoor events income	£2,023	£30,000				£247,255	£194,000	
SP 032 Number of Green Flags (annual)	Annual measure (result received)					5	5	
SP 040 % Market share retained by LA (Building Control)	59.62%	75%				61.80%	75%	
SP 113 Number of enforcement cases closed	Unable to measure						150	
SP 117 % appeals lost (Development & Building Control)	Quarter 2 performance					25%	35%	
SP 250 Income from Morden Assembly Hall	£1,320	£3,300				£27,602	£19,800	
SP 251 Income from Watersports Centre	£13,365	£9,350				£316,810	£315,780	
SP 257 % Town centre vacancy rates	Quarter 2 performance					5.68%	10%	
SP 260 % Streetworks inspections completed	Quarter 2 performance					28.25%	35%	
SP 314 External funding and internal investment £	Quarter 2 performance					£164,390	£165,000	
SP 318 Number of outdoor events in parks	21	7				131	112	
SP 327 % to Emergency callouts within 2 hours (traffic & highways)	100%	100%				100%	100%	
SP 328 % Streetworks permitting determined	99.50%	98%				98.75%	98%	

PI code and description	Sep-14					YTD result	Annual YTD Target	Current YTD status
	Value	Target	Status	Long Trend	Short Trend			
SP 349 14 to 25 year old fitness centre participation at leisure centres	8,628	7,600				52,958	54,100	
SP 350 Percentage of jobs completed where no Fixed Penalty Notice issued	94.50%	98%				93.58%	98%	
SP 379 % enforcement site visits within 14 days	Quarter 2 performance					Unable to measure		
SP 391 Average number of days taken to repair an out of light street light	Quarter 2 performance					2.11	3	